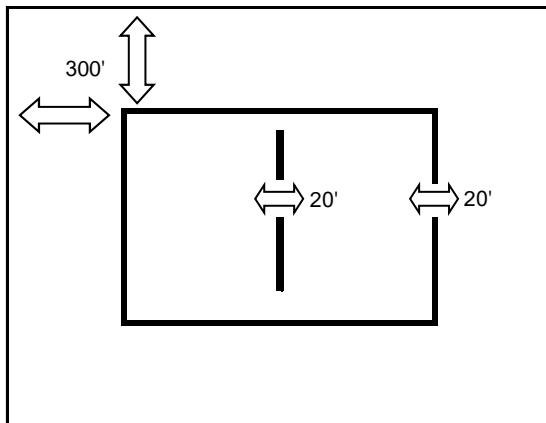


Harvesting or Turning Crops Under Prior to Inspection for Hail Loss

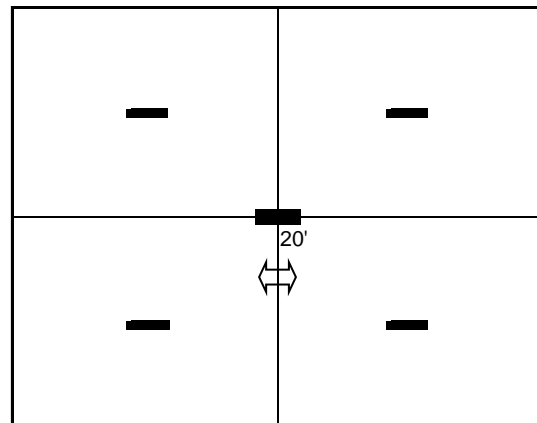
1. Where the crop is being **turned under** or **cut for feed**, leave standing a 20 foot wide strip, 300 feet in from the outside edges of the field, all the way around the field. For fields in **excess** of 80 acres, leave an additional strip down the centre of the field for every quarter section.
2. If the crop is **ready to swath, leave no crop standing**. Swath it all as the adjustment will be made from the swath. **Exception: Leave standing samples of canola, peas and lentils.**
3. Where a **swathed crop is being harvested**, leave one 20 foot length of swath for every 40 acres and one in the middle. Do this for every quarter section. Fields **less** than 80 acres, leave three 20 foot lengths of swath, one on each end and middle.
4. Where the crop is being **straight combined**, the location of the evidence remains the **same** as stated for swathed crops. The size is the width of the header by 20 feet in length.
5. If a hail claim has been filed and **sufficient undisturbed evidence of the crop has not been left for inspection**, the question of liability will be decided at Head Office.

Turning under or cutting for feed



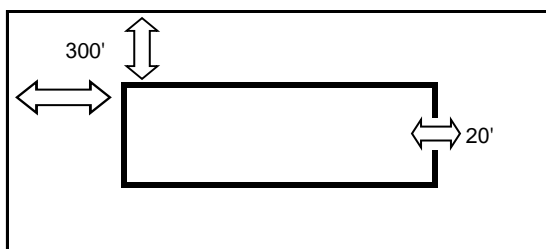
Over 80 acres
(for every quarter section)

Picking up swaths or straight cutting



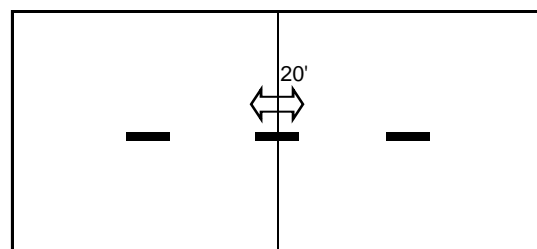
160 acres
(one strip every 40 acres and one in the middle - for every quarter section)

Turning under or cutting for feed



80 acres or less

Picking up swaths or straight cutting



80 acres or less